



Mag^{✓✓}sh

1 Week ACT Study Schedule

for Quick ACT Score Improvement



What's included:

- A schedule for repeat test-takers, or those who haven't studied as much as they'd like
- Free lessons and practice test questions
- Strategies to help you reflect and improve



Table of Contents

[Introduction](#)

[Materials and Resources](#)

[A Note on Taking Practice Sections](#)

[One Week ACT Study Schedule for Quick ACT Score Improvement](#)

[Day 1](#)

[Day 2](#)

[Day 3](#)

[Day 4](#)

[Day 5](#)

[Day 6](#)

[Day 7](#)

Introduction

If you have landed on this study schedule because you have been studying for the ACT (or have already taken it once or twice), but are wondering what you can do in this last week before test day, that's great! This is what we live for here at Magoosh—helping students maximize their success! This study schedule can provide an excellent final refresher and review to make sure you have all your bases covered.

This plan assumes you are familiar with the ACT and have already taken a [practice test](#), or the real thing, once or twice, so you won't be taking a diagnostic test on this plan. If you haven't taken an ACT test before, try out the "[One Week ACT Study Plan for Newbies](#)."

This schedule assumes that you have about 2 hours a day to devote to your studying. Hopefully, this is a manageable amount for one week of studying balanced with your schoolwork. If it is too much, you can adjust the plan to focus primarily on reviewing your weaknesses and taking practice sections. If it is too little, there are plenty of extra practice questions that will be left in [Magoosh ACT](#) for you to add on extra practice!

Materials and Resources

- [Magoosh ACT Premium Account](#)
- [Magoosh ACT Practice Test](#) (free online PDF)
- [Magoosh ACT Blog](#)
- [Magoosh ACT Prep App](#) (optional, but it will allow you to take your studying on the go!)
- [Magoosh free ACT eBook](#)

A Note on Taking Practice Sections

Whenever you are taking practice sections on this plan, follow these guidelines:

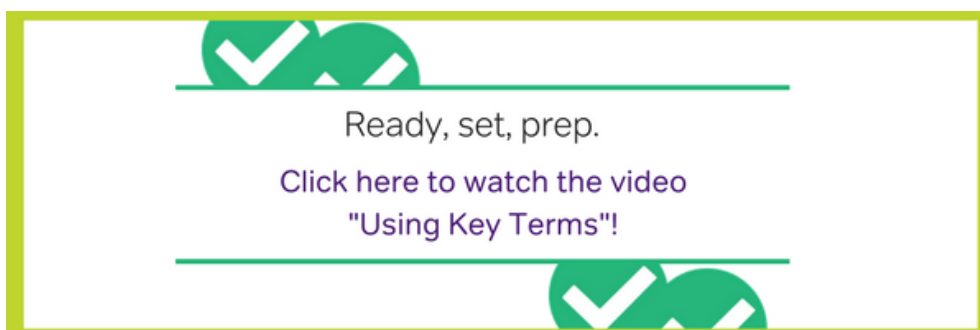
- Make sure that you can find a quiet space with NO DISTRACTIONS. No TV, no internet, and no cell phone. Make sure to notify people in your household that you are taking a practice test and hang a “Do Not Disturb” sign on your door. Even better, enlist a parent or other responsible family member to act as a proctor and come in to periodically announce “time’s up” for each section.
- On the ACT, the essay section is optional. If you are taking the essay, make sure to plan and write a full practice essay in the allotted time. If you are not taking the essay, you can skip the essay on this practice test and the essay prep stuff below.
 - Ask a parent, teacher, or literary older sibling or friend to read over your essay, provide you with feedback, and score it using the complete scoring rubric linked on this [page](#).
- When reviewing your practice sections:
 - Examine any time management issues you had. Where did you run out of time and why? Did you make sure to take a guess on every question? (Remember there is no penalty for guessing on the ACT.)
 - Review every single question you got wrong and keep an error log. In your error log, list each question you got wrong, noting:
 - Why you got it wrong
 - What the correct answer is
 - What you would do next time to avoid making the same mistake
- Check out our full tips for [how to take an ACT practice test!](#)

One Week ACT Study Schedule for Quick ACT Score Improvement

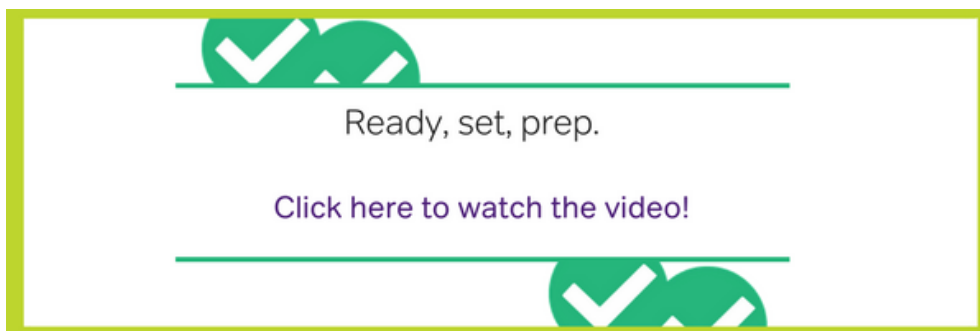
Day 1

Watch these essential strategy [lesson videos](#) from Magoosh ACT on act.magoosh.com or on our [test prep app](#) (available in the Apple and Android stores). (60 minutes)

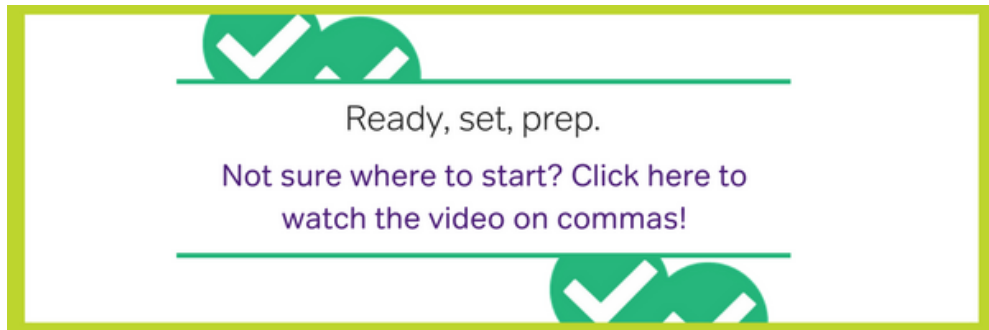
- Science:
 - Using Key Terms



- Pacing on the ACT Science Test



- How to Read the ACT Science Test
- English:
 - All of the videos under the heading Punctuation (punctuation is one of the most commonly tested subjects on the ACT English test)



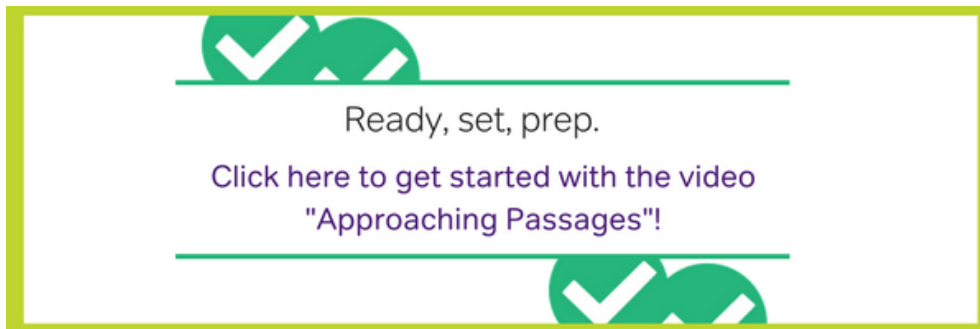
Complete the English test portion of the [Magoosh ACT Practice Test](#) (page 3). (45 minutes)

Update your error log with notes on the questions you struggled with. (15 minutes)

Day 2

Watch these essential strategy [lesson videos](#) from Magoosh ACT. (30 minutes)

- Reading:
 - Approaching Passages



- Wrong Answers
- Basic Strategies

Review the math concepts tested on the ACT Math section. See the ACT Math section of the [Magoosh ACT eBook](#) or the [ACT Math page](#) on the Magoosh ACT blog for a list of math concepts tested on the ACT. Use the [Magoosh ACT Math lessons](#) and your math book to brush up on concepts you have learned in school but are particularly fuzzy on. Read this handy resource on math formulas to know as well: [ACT Math Facts and Formulas](#). (30-60 minutes)

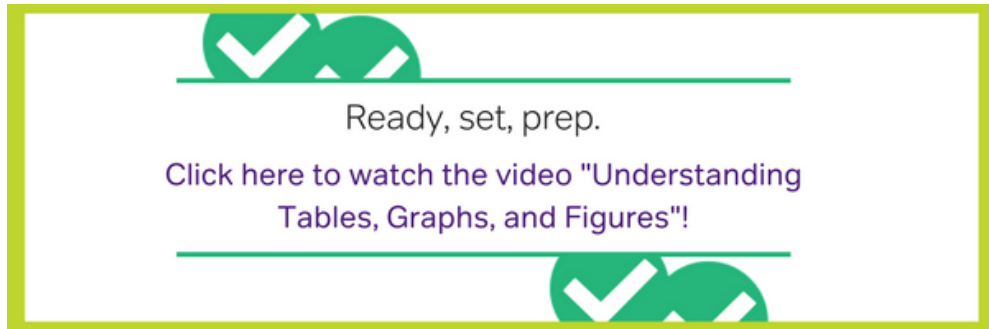
Watch at least 5 [Magoosh Math lessons](#) on the topics you most need to review. There are a lot of math lesson videos in Magoosh, and you only have a few days before the test, so we want you to focus on what you need to review the most on this section! (30-60 minutes)

If you're a Magoosh student and need help determining what you should focus on, reach out to one of our expert tutors at help@magoosh.com.

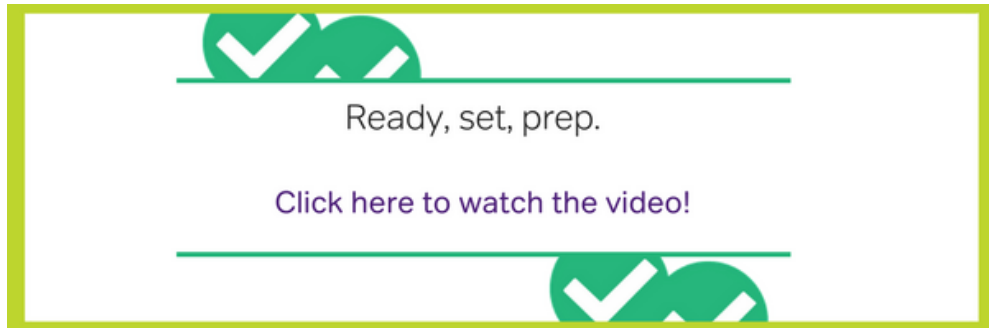
Day 3

Watch these key Magoosh ACT [lesson videos](#). (60 minutes)

- Science:
 - Understanding Tables, Graphs, and Figures

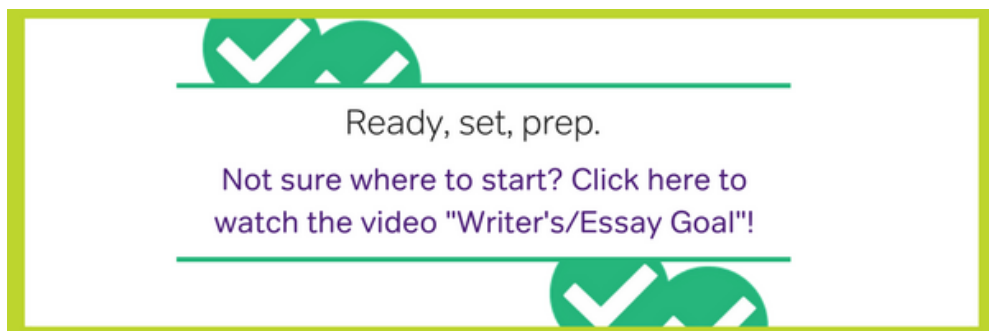


- Finding Trends and Patterns



- Linking Tables and Graphs
- The Conflicting Viewpoints Passage

- English:
 - All of the videos under the heading Rhetorical Strategy



Complete the Science test portion of the [Magoosh ACT Practice Test \(page 33\)](#). (35 minutes)

Continue to update your error log with notes on the questions you struggled with. (15 minutes)

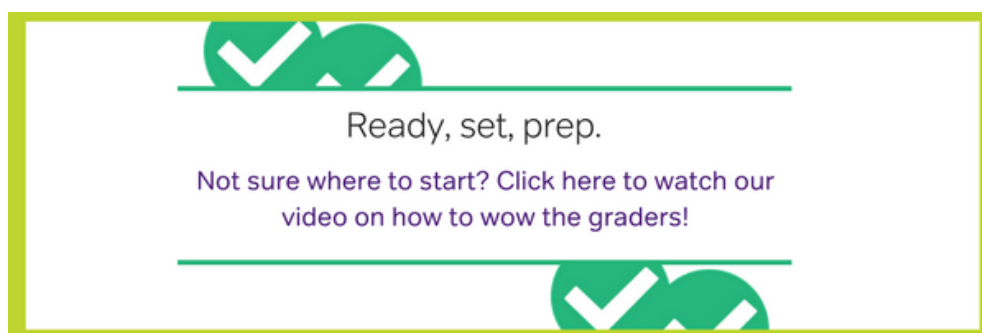
For ACT Writing Test-Takers:

If you are taking the essay, review the information on the new ACT essay on the ACT student [website](#) if you didn't already do so, and this blog post with strategy advice for the essay: [The ACT Essay](#). (15 minutes)

Practice outlining the essay at the end of the [Magoosh ACT Practice Test](#) (page 49) as you would on the real test. (5-10 minutes)

- If you are feeling ambitious and have time, practice writing the whole essay in the time limit!

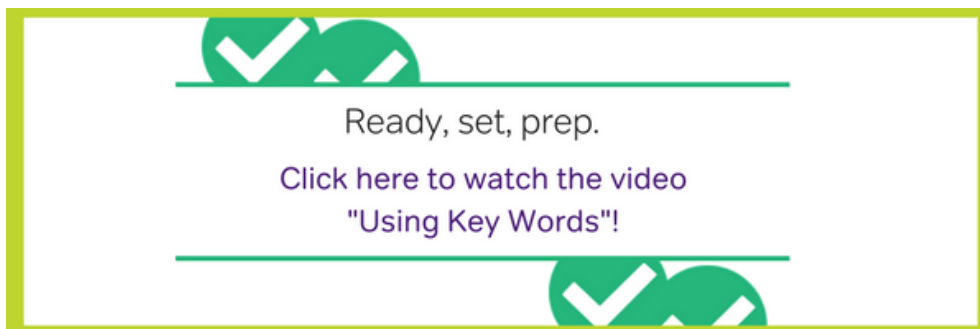
If you have time (or if writing is a weakness), there are additional [lesson videos](#) on the essay you can watch on Magoosh ACT.



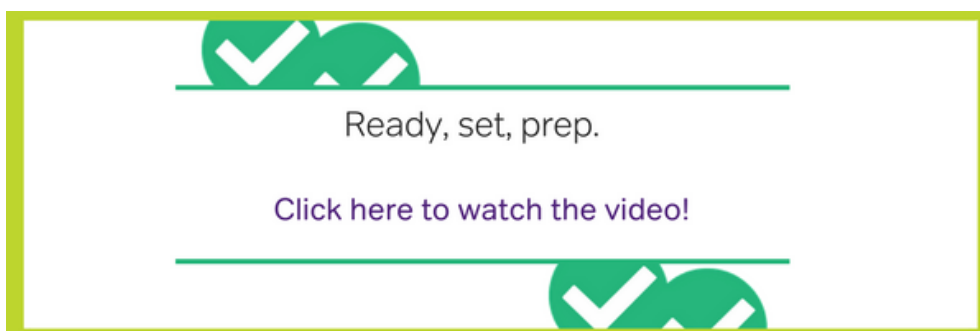
Day 4

Watch these key Magoosh ACT [lesson videos](#). (60 minutes)

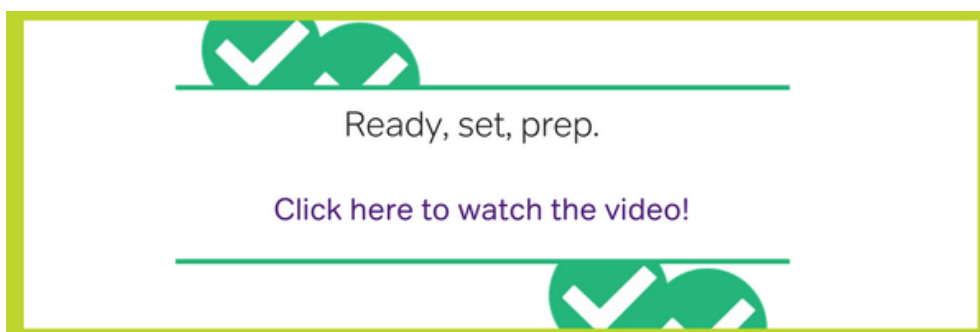
- Reading:
 - Using Key Words



- Main Idea



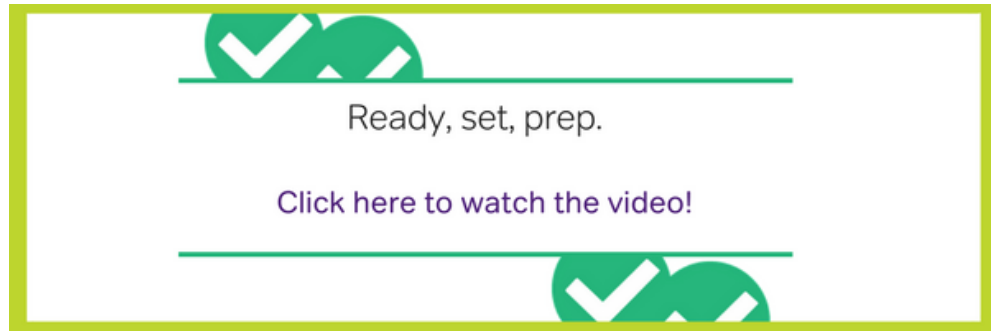
- Meaning of Words



- Inference

- Math:
 - Math Strategy: Backsolving (General Math Strategies)
 - Math Strategy: Picking Numbers (General Math Strategies)

- Assumptions & Estimation (Geometry)



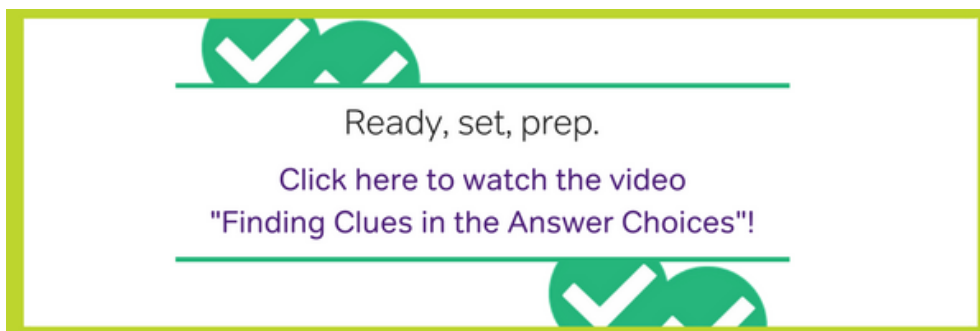
Complete the Math test portion of the [Magoosh ACT Practice Test](#) (page 15). (60 minutes)

Continue to update your error log with notes on the questions you struggled with. (15 minutes)

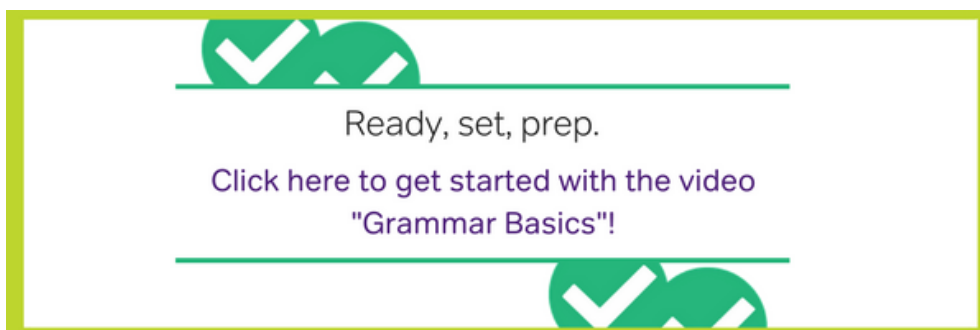
Day 5

Watch these key Magoosh ACT [lesson videos](#). (60 minutes)

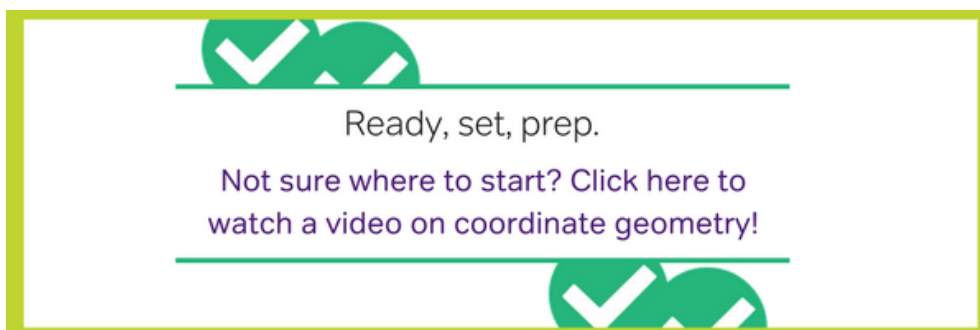
- Science:
 - Math Problems on the ACT Science Test
 - Answering “Yes/No, Because” Questions
 - Finding Clues in the Answer Choices



- English:
 - All of the videos on Grammar and Usage and Sentence Structure



- Math:
 - 5 lessons on the topics you most need to review



Complete the Reading Test portion of the [Magoosh ACT Practice Test](#) (page 24). (45 minutes)

Continue to update your error log with notes on the questions you struggled with. (15 minutes)

Day 6

Complete a practice section of either your *strongest* section or *weakest* section on Magoosh (click on “Practice” and “Practice Test” and skip to the desired section). (35-60 minutes)

- There are pros and cons to either approach. Since your ACT is a composite score based on averaging all of your section scores, you can pull up your overall composite score by improving your score in a subject you are already good at. Practicing your strongest section can also help you build confidence this close to the test. If you have one section that is dragging your other scores down though, your time might be better spent today doing extra practice on your weakest section.
- IF YOU ARE SHORT ON TIME, skip the practice! The most important thing you can do tonight is get a good night of sleep.

Review your error log and make yourself a “cheat sheet” of final reminders to review the morning of the exam. This can include things like “Watch out for run-on sentences!” and “The area of a trapezoid is $(\text{base } 1 + \text{base } 2)/2 * \text{height}$.” (30 min)

- This [YouTube video](#) can help you make a review sheet!

Review these last-minute test day tips: [ACT Tips for Test Day](#) and pack your bag. (15 min)

Day 7

- It’s test day, which means no last minute prep! Do some light exercise, eat a full breakfast, and give yourself plenty of time to get to the test center. Don’t forget your #2 pencils, calculator, watch, drink, snack, admissions ticket, and photo ID.
- Review your list of last-minute pointers before you go into the testing center so you can walk into the test confident that you have put in the hard work and are ready to show it!